






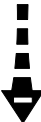


MAGic Most Used General Commands






Description	MAGic Keyboard	Keyboard Combination
Launch MAGic: Starts MAGic or closes MAGic if it is running.	MAGic[®]	CTRL+ALT+M (only starts MAGic)
Toolbar: Displays or hides the MAGic toolbar (user interface).		CAPS LOCK+U
MAGic Context Menu: Opens the MAGic context menu for quick changes to MAGic settings.		CAPS LOCK+APPLICATION KEY or CAPS LOCK+RIGHT MOUSE BUTTON CLICK
Decrease Rate: Decreases the MAGic speech rate.		
Increase Rate: Increases the MAGic speech rate.		

440557-001 Rev. F


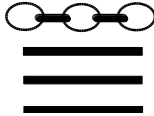

MAGic Magnification Commands

Description	MAGic Keyboard	Keyboard Combination	
Visual Enhancements: Toggles all visual enhancements including magnification, mouse enhancements, color enhancements, focus enhancements, and cursor enhancements.		CAPS LOCK+DELETE	
Mag Level Toggle: Switches between the current magnification level and 1x magnification. All visual enhancements will remain active.		CAPS LOCK+SHIFT+DELETE or CAPS LOCK+MOUSE WHEEL CLICK	
Increase Magnification			CAPS LOCK+NUM PAD PLUS or CAPS LOCK+MOUSE WHEEL UP or CTRL+EQUALS
Decrease Magnification			CAPS LOCK+NUM PAD PLUS or CAPS LOCK+MOUSE WHEEL UP or CTRL+DASH

MAGic Visual Enhancement Toggles

Description	MAGic Keyboard	Keyboard Combination
<p>Mouse Enhancements: When enabled, mouse enhancements make the mouse pointer easier to track and maneuver on the screen.</p>		<p>CAPS LOCK+F4</p>
<p>Cursor Enhancements: When enabled, this makes the cursor easier to locate and follow when writing or editing text.</p>		<p>CAPS LOCK+F8</p>
<p>Color Enhancements: Color enhancements can be adjusted to meet individual needs for handling glare and contrast.</p>		<p>CAPS LOCK+F12</p>
<p>Focus Enhancement: Displays a rectangular border that identifies and tracks the control that currently has the focus.</p>		<p>CAPS LOCK+F</p>
<p>Text Viewer: Turns the Text Viewer on or off. When enabled, the Text Viewer window displays across the screen and simultaneously shows the same text that appears on the magnified screen.</p>		<p>CAPS LOCK+CTRL+V</p>

MAGic Most Used Special Application Commands

Description	MAGic Keyboard	Keyboard Combination
<p>Research It: Quickly finds information on the Web without using a Web browser to navigate through complex pages. Research It uses lookup sources to find information, such as the meaning of a word, the local weather forecast, top news stories, and more.</p>		<p>Press and release INSERT+SPACEBAR, and then press R or INSERT+WINDOWS Key+R (using default lookup source)</p>
<p>Links List: Opens a dialog box containing a list of links in the current Web page or Word document.</p>		<p>INSERT+F7</p>
<p>Select and Say: Reserved for a future MAGic feature.</p>		

MAGic User Assigned Commands

Description	MAGic Keyboard	Keyboard Combination
<p>M1, M2, and M3: These keys are reserved for users to assign to their preferred MAGic functions, shortcuts, or Windows commands using the MAGic Keyboard Manager.</p>	<p>M1, M2, M3</p>	<p>User assigned key combinations</p>




MAGic Reading Commands 1 of 2

Description	Keyboard Combination
Say All	INSERT+DOWN ARROW or CAPS LOCK+A or CAPS LOCK+LEFT MOUSE BUTTON CLICK
Say Currently Selected Text	INSERT+SHIFT+DOWN ARROW
Say Contents of Clipboard	CAPS LOCK+X
Say Current Character	NUM PAD 5
Say Current Word	INSERT+NUM PAD 5
Spell Current Word	INSERT+NUM PAD 5 (twice)
Say Next Word	INSERT+RIGHT ARROW
Say Prior Word	INSERT+LEFT ARROW
Say Current Line	INSERT+UP ARROW

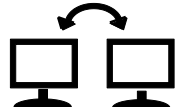

MAGic Reading Commands 2 of 2

Description	Keyboard Combination
Say to Cursor	INSERT+HOME
Say from Cursor	INSERT+PAGE UP
Say Current Sentence	CAPS LOCK+S
Say Next Sentence	CAPS LOCK+CTRL+S
Say Prior Sentence	CAPS LOCK+ALT+S
Say Current Paragraph	CAPS LOCK+P
Say Next Paragraph	CAPS LOCK+CONTROL+P
Say Prior Paragraph	CAPS LOCK+ALT+P
Skim Reading: Use it to quickly browse through long documents by reading the first part (or the first sentence) of each paragraph.	INSERT+CTRL+DOWN ARROW

MAGic Speech Toggles

Description	MAGic Keyboard	Keyboard Combination
Mouse Echo: Turns mouse echo on or off.		CAPS LOCK+M
Typing Echo: Toggles the typing echo on and off.		
Speech Toggle: Toggles between having speech on all the time (full speech) versus having limited speech (Speech On Demand).		CAPS LOCK+F3

MAGic Dual Monitor Commands

Description	MAGic Keyboard	Keyboard Combination
<p>Jump to Next Display: When using dual monitors, this key allows users to quickly move the computer focus and the mouse pointer to the other monitor.</p>		<p>CAPS LOCK +SHIFT+D</p>
<p>View Lock: When using dual monitors, press and hold while moving the mouse pointer across the screen or to another monitor without scrolling the display.</p>		<p>Hold CAPS LOCK+SHIFT and move mouse between displays</p>
<p>Move Current Application to Other Display: Moves the current application or window in focus to the monitor on the right or the left.</p>		<p>WINDOWS KEY+SHIFT+RIGHT ARROW or WINDOWS KEY+SHIFT+LEFT ARROW</p>